

# AEFFE GROUP FY Consolidated Revenues Presentation



26th January 2023



This presentation is being furnished to you solely for your information on a confidential basis and may not be reproduced or redistributed to any other person.

This presentation does not constitute or form part of any offer to sell or invitation to purchase or subscribe for, or otherwise acquire or dispose of any Aeffe S.p.A. securities.

This presentation includes forward-looking statements which are based on the Company's management's current views with respect to future events and financial and operational performance of the Company and its subsidiaries. These forward-looking statements are subject to risks and uncertainties. In light of these risks and uncertainties, the events described in such forward-looking statements may not occur and any targets or projections may differ materially from those expressed in or implied by these statements due to any number of different factors.

You are cautioned not to place undue reliance on the forward-looking statements contained herein, which are made only as of the date of this presentation. Aeffe S.p.A. does not undertake any obligation to publicly release any updates or revisions to any forward-looking statements to reflect events or circumstances after the date of this presentation.

Any reference to past performance or trends or activities of Aeffe Group shall not be taken as a representation or indication that such performance, trends or activities will continue in the future.

NET SALES BREAKDOWN



BY BUSINESS



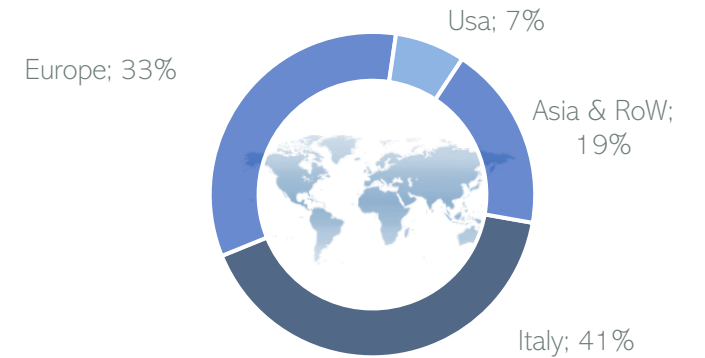
BY CHANNEL



BY BRAND



BY REGION



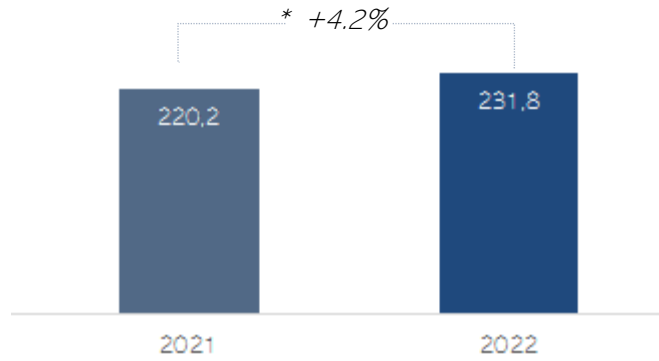
Euro millions

\*At constant exchange rates

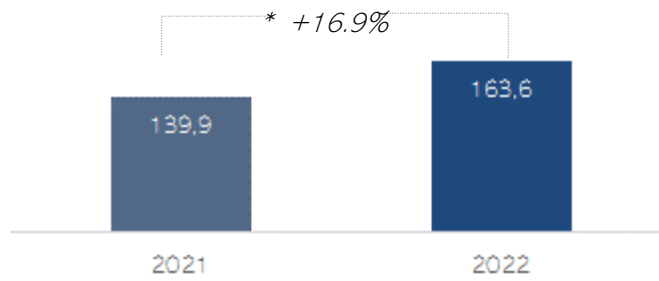
# FY REVENUES BY BUSINESS



PRET A PORTER



LEATHER GOODS



*Euro millions*

*\*At constant exchange rates*

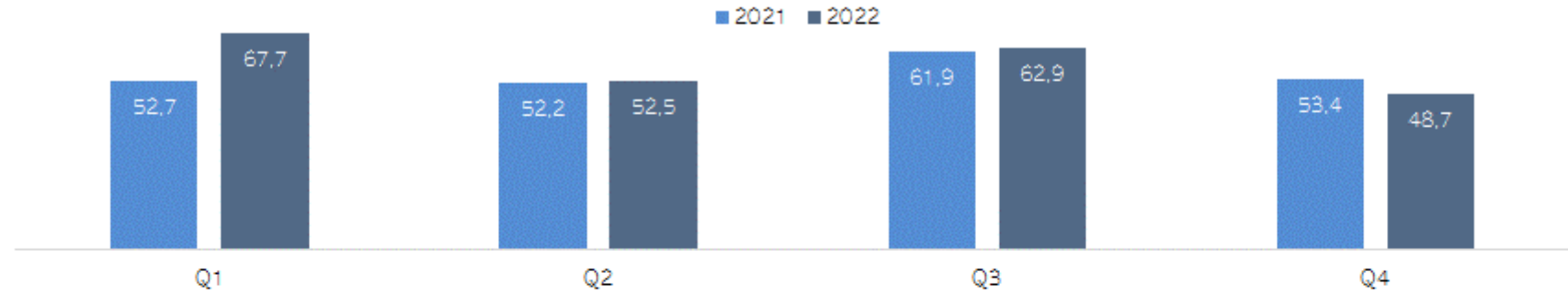
*Before inter-divisional eliminations*



# REVENUES BY BUSINESS BY Q



PRET A PORTER



LEATHER GOODS



*Euro millions*

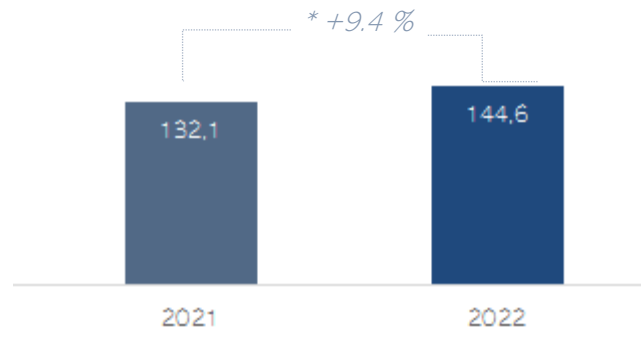
*Before inter-divisional eliminations*



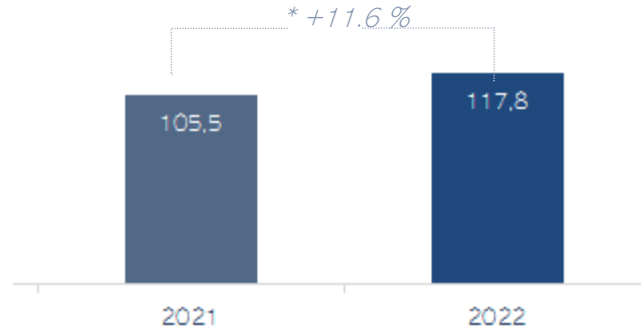
# FY REVENUES BY REGION



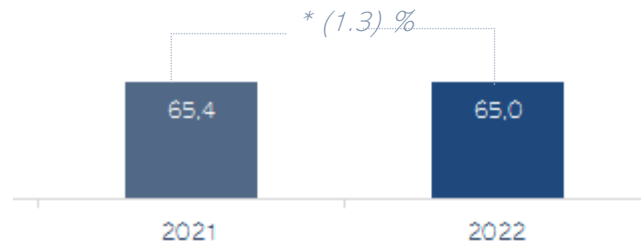
ITALY



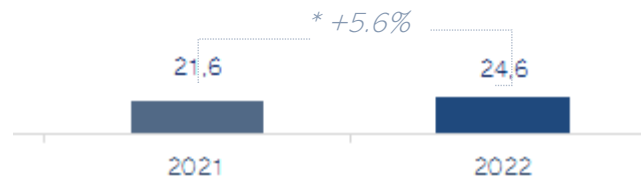
EUROPE



ASIA & ROW



USA



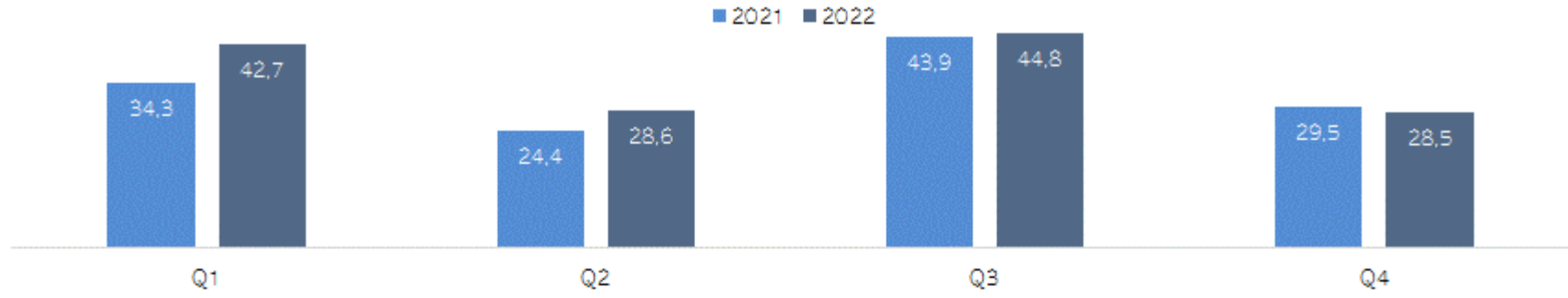
Euro millions

\*At constant exchange rates

# REVENUES BY REGION BY Q



ITALY



EUROPE



ASIA & ROW

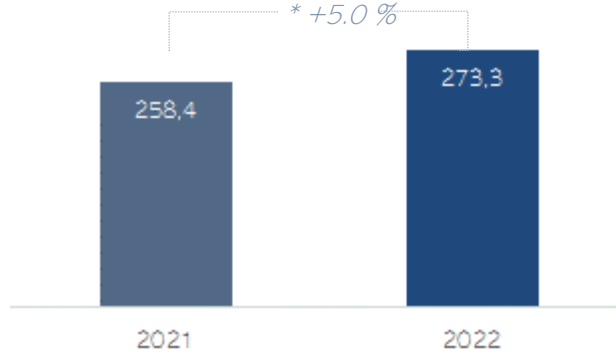


USA

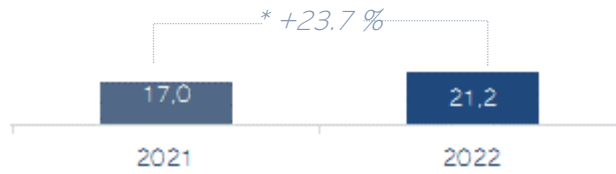


Euro millions

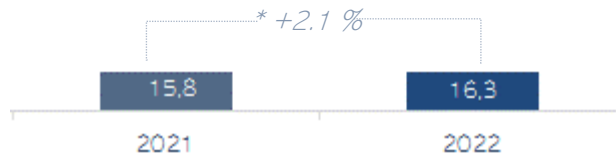
**MOSCHINO**



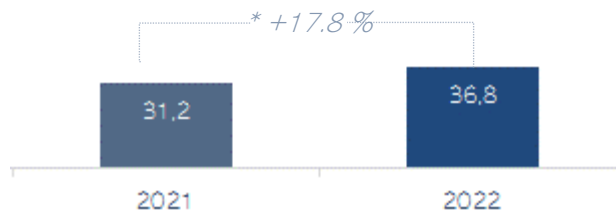
**ALBERTA FERRETTI**



**PHILOSOPHY**  
DI  
LORENZO SERAFINI




**POLLINI**

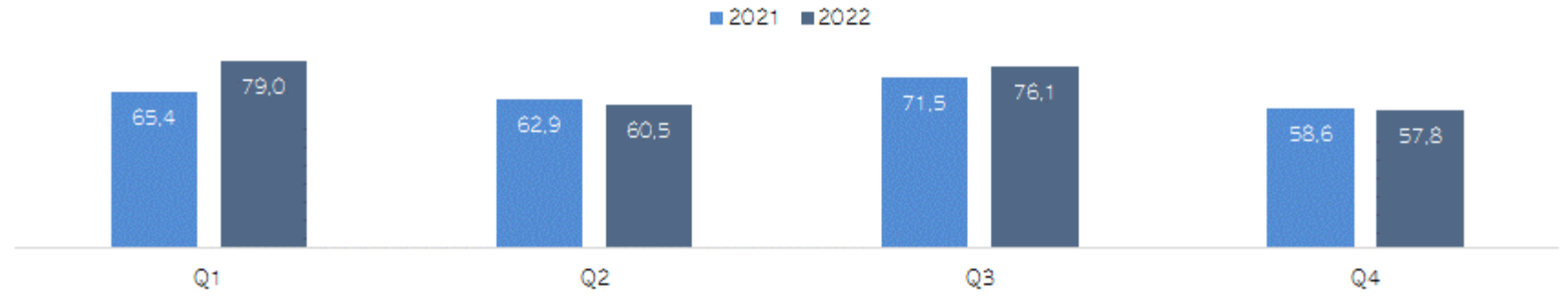


Euro millions

\*At constant exchange rates





**MOSCHINO®****ALBERTA FERRETTI****PHILOSOPHY  
DI  
LORENZO SERAFINI****POLLINI***Euro millions*

# FY REVENUES BY CHANNEL



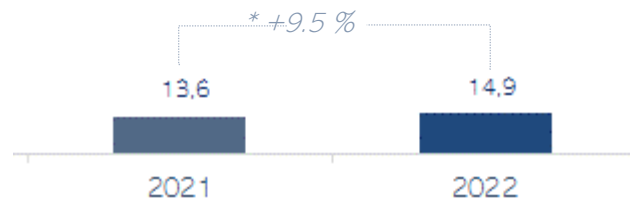
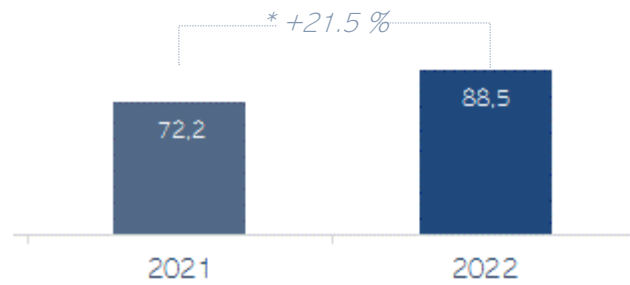
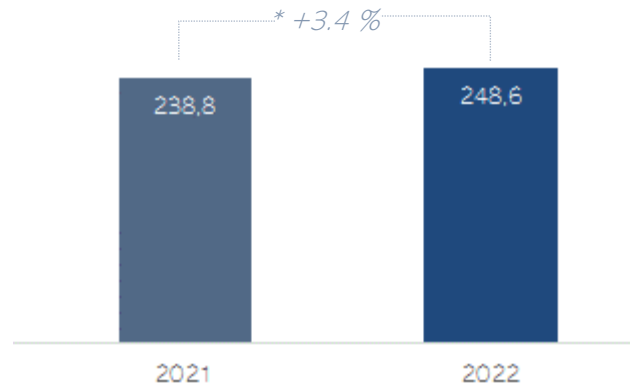
WHOLESALE



RETAIL



ROYALTIES



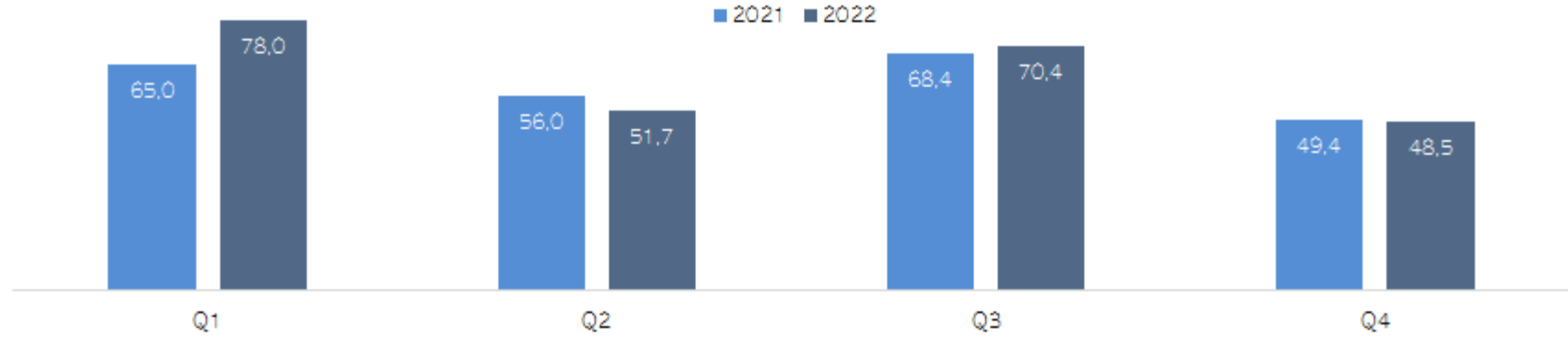
Euro millions

\* At constant exchange rates

# REVENUES BY CHANNEL BY Q



WHOLESALE



RETAIL



ROYALTIES

